

THE ENGINE & INTERIOR

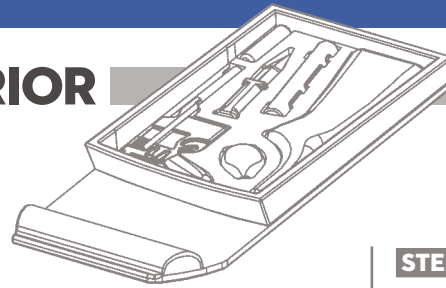
WEAPONS TRAY

Constructing the **WEAPONS TRAY** of your Aston Martin DB5 model.

THE PARTS YOU WILL NEED:

- 006-B** : Weapons tray
- 006-C** : Silencer
- 006-D** : Gun barrel
- 006-E** : Gun stock
- 006-F** : Throwing knife
- 006-G** : Gun
- 006-H** : Grenade

NOTE: Parts not shown to scale.



006-C



006-D



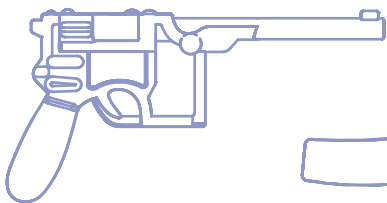
006-F



006-H



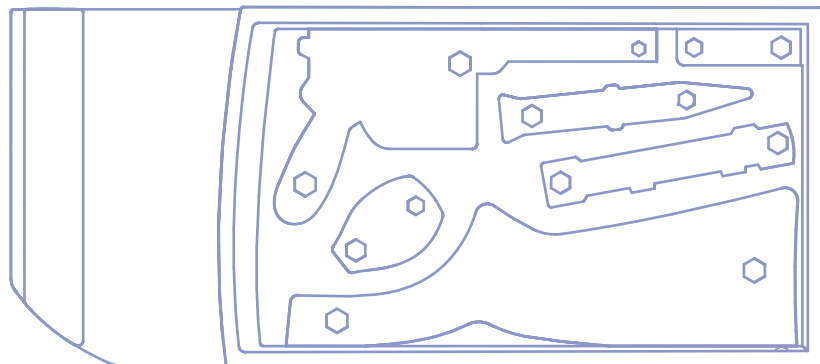
006-G



006-E



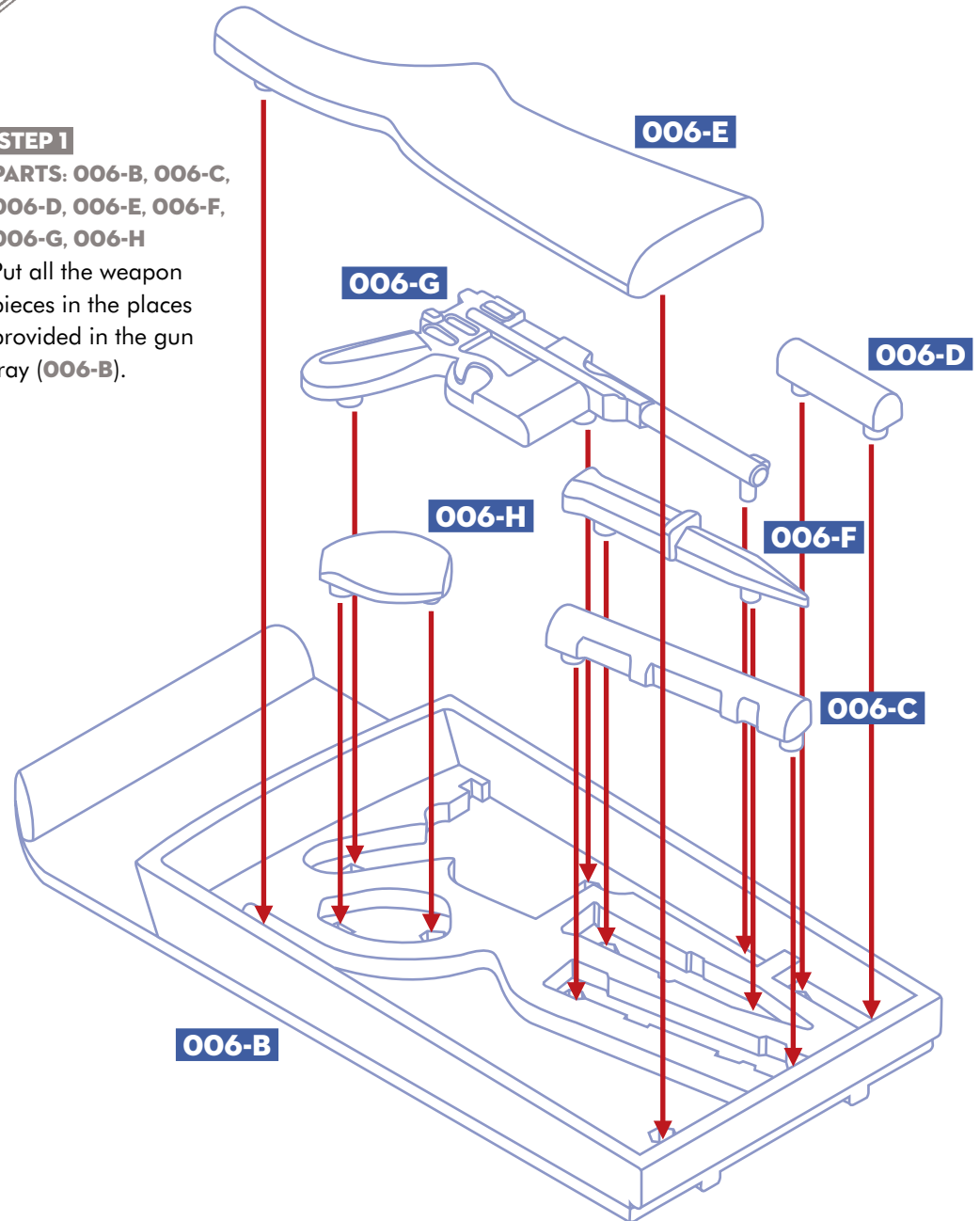
006-B



STEP 1

PARTS: 006-B, 006-C, 006-D, 006-E, 006-F, 006-G, 006-H

Put all the weapon pieces in the places provided in the gun tray (**006-B**).



Put this section aside for the moment, ensuring the pieces are kept safe.